

GLOBAL INSIGHTS CFO & FINANCIAL LEADERSHIP BAROMETER

MichaelPage

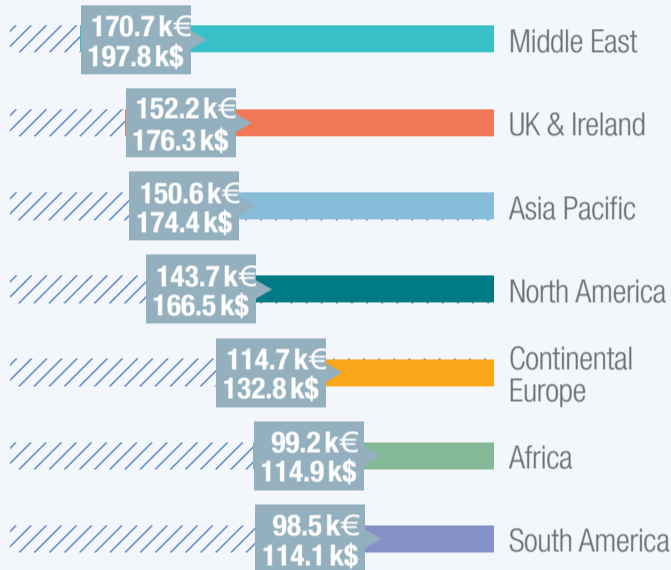
COMPENSATION & BENEFITS HIGHLIGHTS



WHAT DO FINANCIAL LEADERS AROUND THE WORLD EARN? The survey brought to light significant variations in compensation & benefits, according to region, gender and size of employing company.

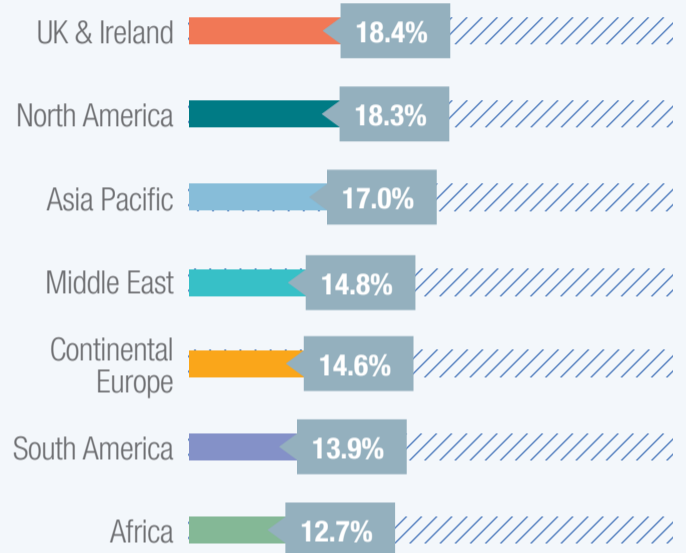
TOTAL COMPENSATION, INCLUDING BONUS & BENEFITS

Average annual salary worldwide:
125k€ / 145k\$



AVERAGE % OF OVERALL COMPENSATION PAID AS A BONUS

Average annual bonus worldwide:
15.6%



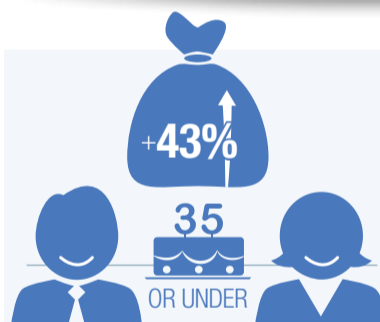
On average, male financial leaders earn **16%** more salary and **22%** more bonus than their female counterparts

MALE SALARY

▲ 16%

MALE BONUS

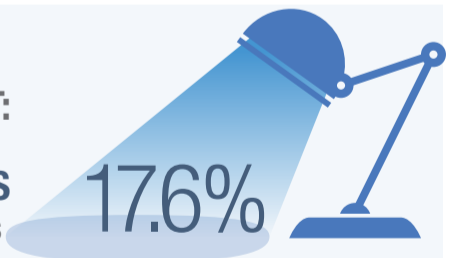
▲ 22%



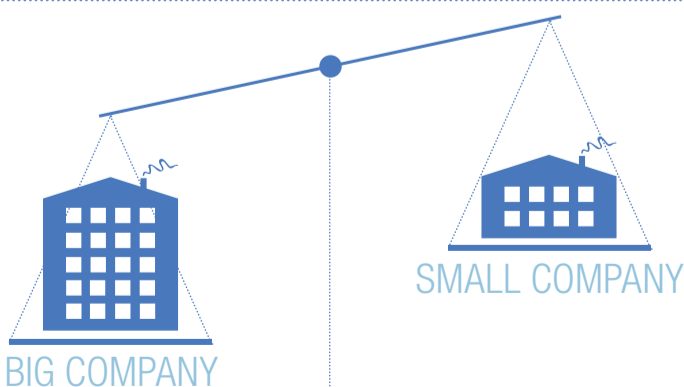
Financial leaders aged 35 or under can expect to see their **SALARY RISE 43%** over the next 20 years

CFO SPOTLIGHT:
AVERAGE ANNUAL BONUS WORLDWIDE is

17.6%



Financial leaders in **larger companies** (with a financial department of over 100 employees) can earn **67%** more than in a **small structure** (those with fewer than 10 employees in finance)



The sample includes replies from senior decision makers such as CFO, Head of Finance (35%), Financial Manager (11%), SVP/VP (11%) and others (3%).